











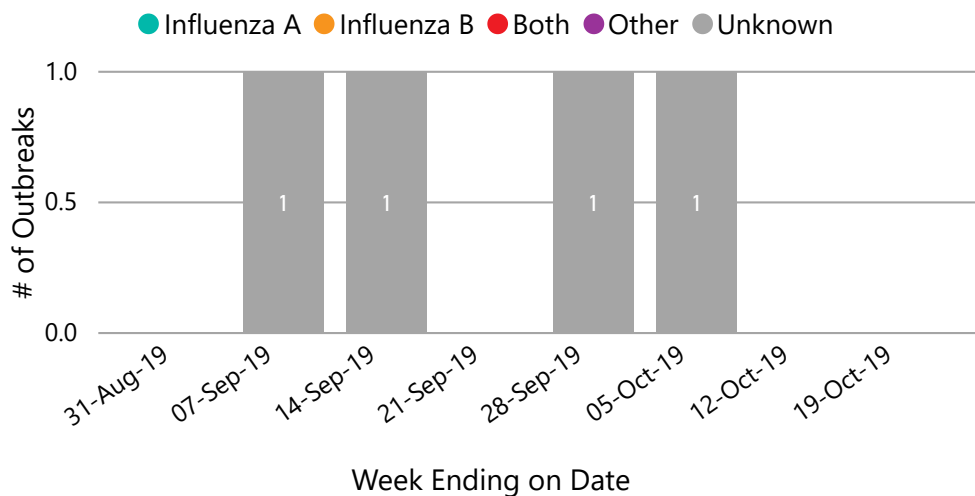
Overall Assessment: Low Influenza Activity

Respiratory Infection Activity Indicators in Hastings and Prince Edward Counties - Current Week

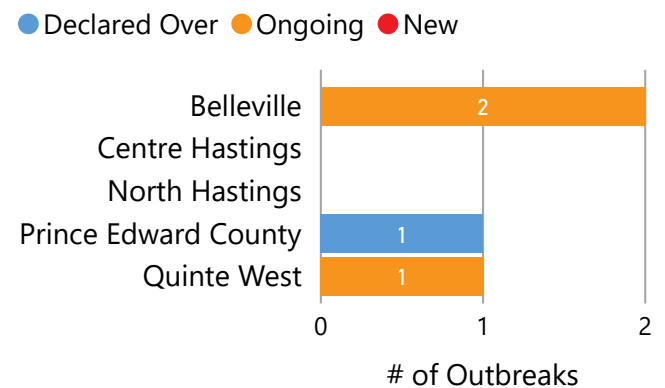
Indicator	Change from Previous Week	Current Week New	Ongoing Season ³ Total	2019/20 Season ³ Trend	
 Emergency Department (ED) Visits: Influenza-Like Illness ¹	◆ -0.45%	1.55%	1.42%		
 Institutional Outbreaks ² : Influenza	◆ 0	0	0		
 Institutional Outbreaks ² : Other/Unknown Respiratory	▼ 1	0	3	4	
 Lab-Confirmed Cases: Influenza A	◆ 0	0	0		
 Lab-Confirmed Cases: Influenza B	◆ 0	0	0		

◆ Similar to previous week ▲ Increase ▼ Decrease

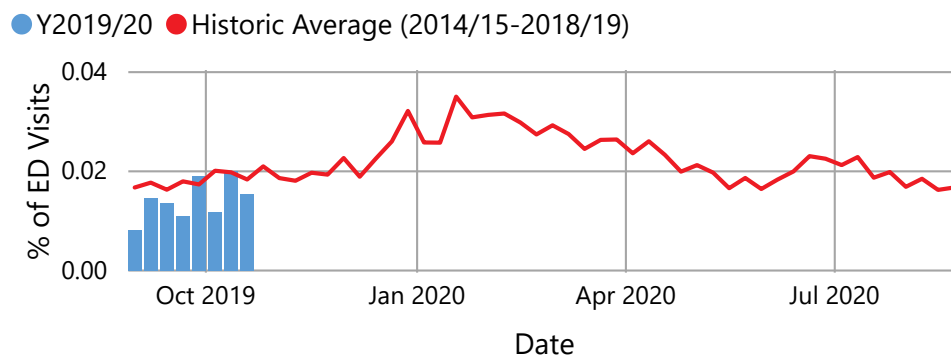
Institutional Respiratory Outbreaks²



2019/20 Outbreaks² by Region



Weekly ED Visits for Influenza-Like Illness¹



Other Influenza Surveillance Reports

Ontario: [Ontario Respiratory Pathology Bulletin](#)

Canada: [Fluwatch](#)

Notes:

- The ED Visits indicator is the percentage of total ED visits that were for influenza-like illness, including visits for fever, chills, joint pain, muscle aches, and other flu symptoms.
- Institutions include long-term care homes, public hospitals, and retirement homes. An outbreak is defined as three linked cases (e.g. same floor or unit) occurring within 48 hours or two linked cases within 48 hours where at least one case is lab-confirmed.
- 2019/20 Season is September 2019 - May 2020.

Introduction

This page provides details on the steps taken to create the weekly Respiratory Infection Update for Hastings and Prince Edward Counties. Any questions, comments, or requests for further information pertaining to this document may be directed to: **Manager, Infectious and Communicable Diseases and Immunization**

Hastings Prince Edward Public Health
179 North Park Street,
Belleville, ON, K8P 4P1
1-(613)-966-5500 ext. 245

The case counts presented in this report may differ from counts displayed in previous Respiratory Infection Updates due to the regular updates in case identification and confirmation, or the ongoing efforts to improve data quality. Unless a statement is included to indicate otherwise, these differences do not reflect an actual change in respiratory disease or influenza incidence within the population during the indicated time period. **This report represents the most current case counts in Hastings and Prince Edward Counties and replaces all previously reported statistics.**

Data Sources and Definitions

Data Sources for Influenza Activity Indicators

Indicator	Source Name	Details
Emergency Department (ED) Visits	Acute Care Enhanced Surveillance (ACES)	Database of emergency department chief complaints at triage, which are classified into syndromes such as, influenza-like illness.
Institutional Outbreaks	Integrated Public Health Information System (iPHIS)	Ministry of Health and Long-Term Care database that captures individuals who have diseases of public health significance and outbreaks in institutions.
Lab-Confirmed Cases	iPHIS	See row above.

Overall Assessment Definitions

Overall Assessment	Definition
Low Influenza Activity	5 or fewer laboratory confirmed cases and no influenza outbreaks
Moderate Influenza Activity	6-12 laboratory confirmed cases or 1 influenza outbreak
High Influenza Activity	> 12 laboratory confirmed cases or 2 or more influenza outbreaks

Influenza Activity Indicators: Change from Previous Week Definitions and Criteria

Symbol	Indicator Meaning	ED Visits Criteria	Institutional Outbreak Criteria	Lab-Confirmed Cases Criteria
▼	Decrease from previous week	Decrease of 0.5% or more	Decrease of 1 or more	Decrease of 2 or more
◆	Similar to previous week	Difference is less than 0.5%	No difference	Difference is less than 2
▲	Increase from previous week	Increase of 0.5% or more	Increase of 1 or more	Increase of 2 or more

Data Retrieval and Presentation

Indicator data are retrieved from the previously described data sources and grouped into provincial surveillance weeks. The data presented include individuals who resided in Hastings and Prince Edward Counties at time of diagnosis and all relevant institutions (long-term care homes, retirement homes, and public hospitals) in the region. Lab-confirmed cases are based on the date the case is reported. Similarly, ED visits are based on the date the individual presented to the ED. These data are presented as the proportion of ED visits for influenza-like illness out of the total ED visits for the surveillance week. Institutional outbreaks are based on the date first reported to Hastings Prince Edward Public Health and the date the outbreak is reported as resolved. As such, the same outbreak will be counted as ongoing in multiple weeks if the outbreak end date is not within the same surveillance week. All other outbreak counts disregard duration: each outbreak is only counted once, regardless of the number of surveillance weeks the outbreak was active.

For more information or if you require this report in an accessible format, please contact Hastings Prince Edward Public Health at 613-966-5500 or 1-800-267-2803.